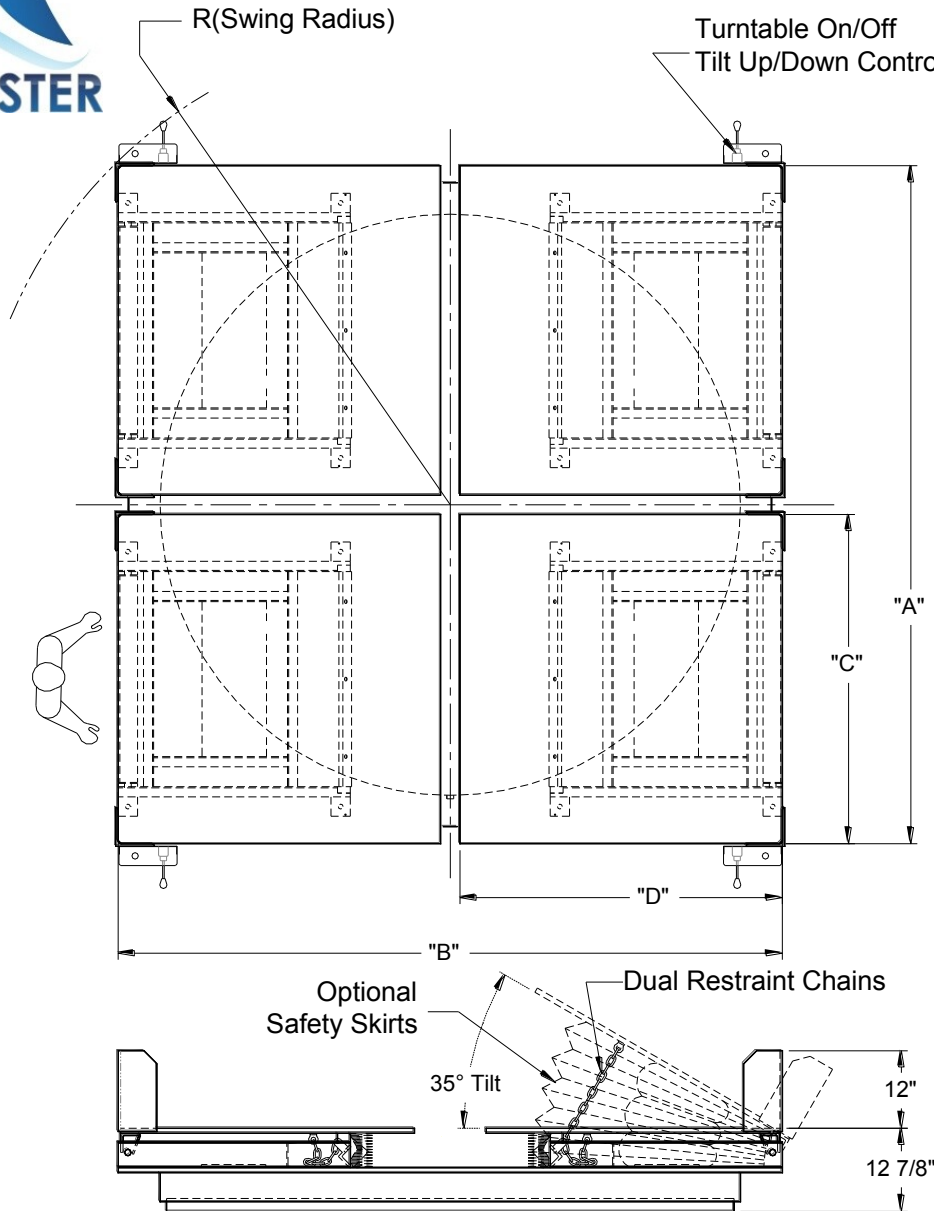




FOUR POSITION TURNTABLE WITH TILT DECKS SIDE BY SIDE CONFIGURATION

**BULLETIN
NO. 106E-5
Page 1 of 2**



TURNTABLE SPECIFICATIONS

- Capacity Is 4,000 lbs. Per Position
- Requires 30-40 CFM
- Pressure Of 60 to 100 PSI
- Manual Rotation

AVAILABLE OPTIONS

- Powered Rotation
- Automatic Shutoff
- Rotation Stops

Boxed Section is Container Space.

MODEL NO. *	DIMENSIONS (in.)					WT. (lbs.)
	A	B	C	D	R	
TT4-3835	79	73	38	35	53 ³ / ₄	3,940
TT4-5047	103	97	50	47	70 ³ / ₄	6,120
TT4-5650	115	103	56	50	77 ¹ / ₄	6,990

* OTHER SIZES AVAILABLE. CONSULT FACTORY.



FOUR POSITION TURNTABLE WITH TILT DECKS SIDE TO END CONFIGURATION*

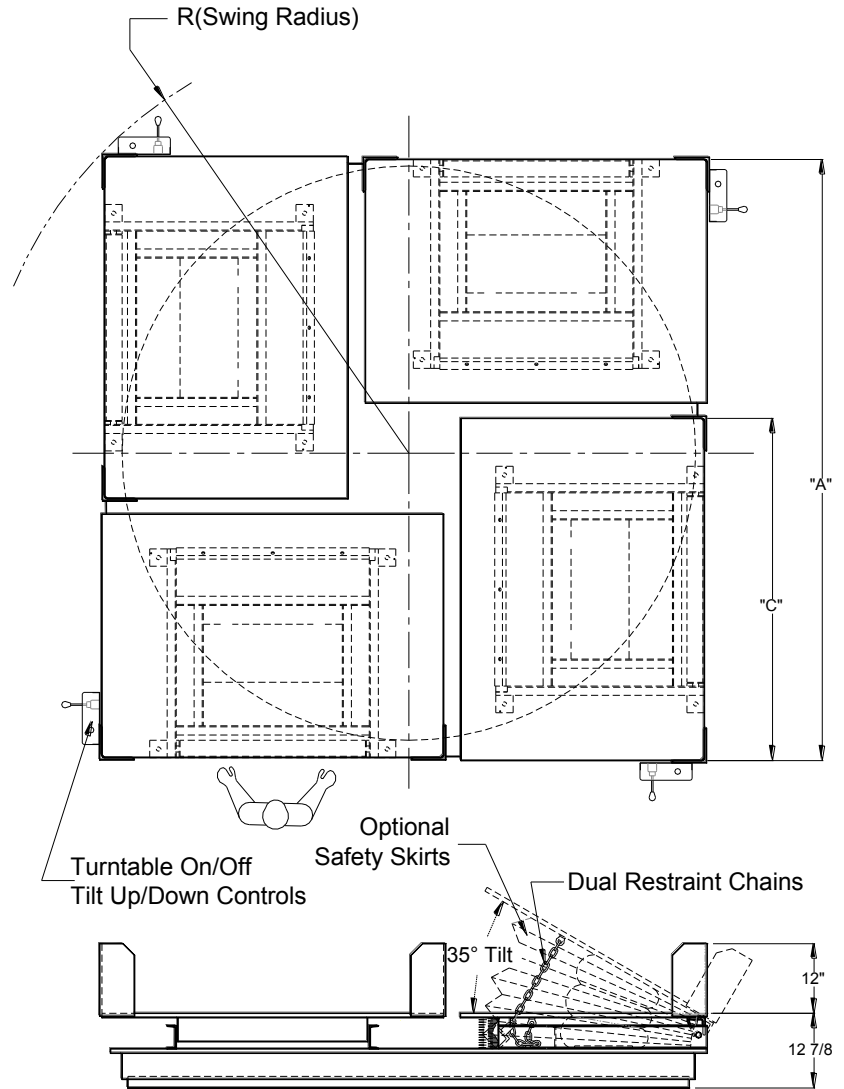
BULLETIN
NO. 106E-5
Page 2 of 2

TURNTABLE SPECIFICATIONS

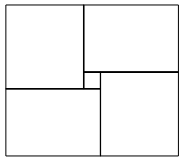
- Capacity Is 4,000 lbs. Per Position
- Requires 30-40 CFM
- Pressure Of 60 to 100 PSI
- Manual Rotation

AVAILABLE OPTIONS

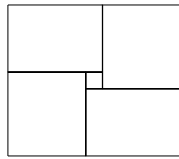
- Powered Rotation
- Automatic Shutoff
- Rotation Stops



*Side To End Configuration Can Be Supplied As "Left Hand" (Shown) or "Right Hand" Units.



LEFT HAND



RIGHT HAND

Boxed Section is Container Space.

MODEL NO. **	DIMENSIONS (in.)					WT. (lbs.)
	A	B	C	D	R	
TT4-3835-XX	76	76	38	35	53 ³ / ₄	4,000
TT4-5047-XX	100	100	50	47	70 ³ / ₄	6,290
TT4-5650-XX	109	109	56	50	77 ¹ / ₈	7,310
TT4-8240-XX	125	125	82	40	88 ³ / ₈	8,870
TT4-9856-XX	157	157	98	56	111	12,880

** -XX: COMPLETE MODEL NO. BY ADDING L.H. or R.H.
OTHER SIZES AVAILABLE. CONSULT FACTORY