

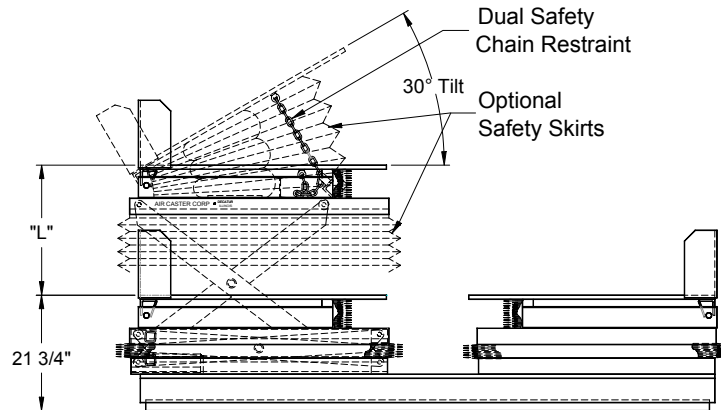
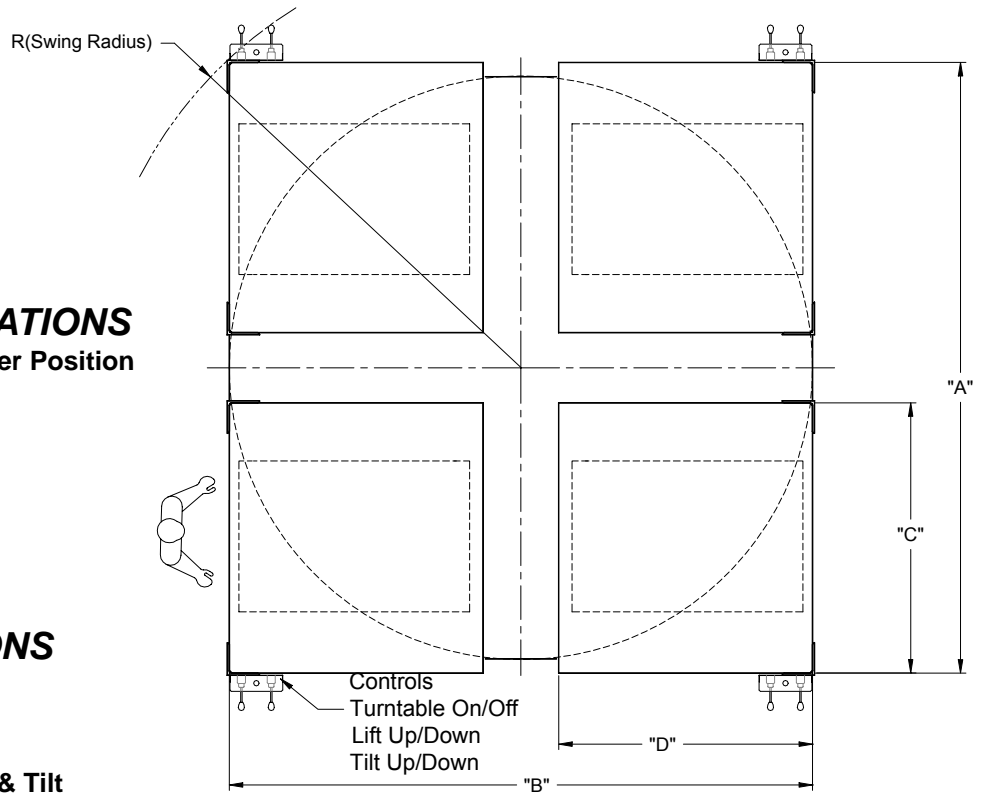
FOUR POSITION TURNTABLE WITH LIFT & TILT DECKS SIDE BY SIDE CONFIGURATION

TURNTABLE SPECIFICATIONS

- Capacity: 2,000 to 4,000 lbs. Per Position
- Requires 30-40 CFM
- Pressure Of 85 to 100 PSI
- Manual Rotation
- Lift of 20" To 24"
- Tilt Of 30°

AVAILABLE OPTIONS

- Powered Rotation
- Automatic Shutoff
- Rotation Stops
- Accordion Skirts On Lifts & Tilt



Boxed Section is Container Space.

MODEL NO. *	CAPACITY PER POSITION	DIMENSIONS (in.)					LIFT (in.)	WEIGHT-LBS
		A	B	C	D	R		
TLT42-3835	2,000	79	73	38	35	53 ³ / ₄	20	5060
TLT42-5047	2,000	103	97	50	47	70 ³ / ₄	24	8850
TLT44-5047	4,000	103	97	50	47	70 ³ / ₄	24	8890
TLT42-5650	2,000	115	103	56	50	77 ¹ / ₄	24	9820
TLT44-5650	4,000	115	103	56	50	77 ¹ / ₄	24	9860

*OTHER SIZES AVAILABLE. CONSULT FACTORY.

FOUR POSITION TURNTABLE WITH LIFT & TILT DECKS SIDE TO END CONFIGURATION*

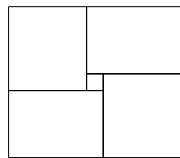
TURNTABLE SPECIFICATIONS

- Capacity: 2,000 to 4,000 lbs. Per Position
- Requires 30-40 CFM
- Pressure Of 85 to 100 PSI
- Manual Rotation
- Lift Of 20" to 24"
- Tilt To 30°

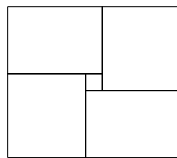
AVAILABLE OPTIONS

- Powered Rotation
- Automatic Shutoff
- Rotation Stop
- Accordion Safety Skirts For Lift & Tilt

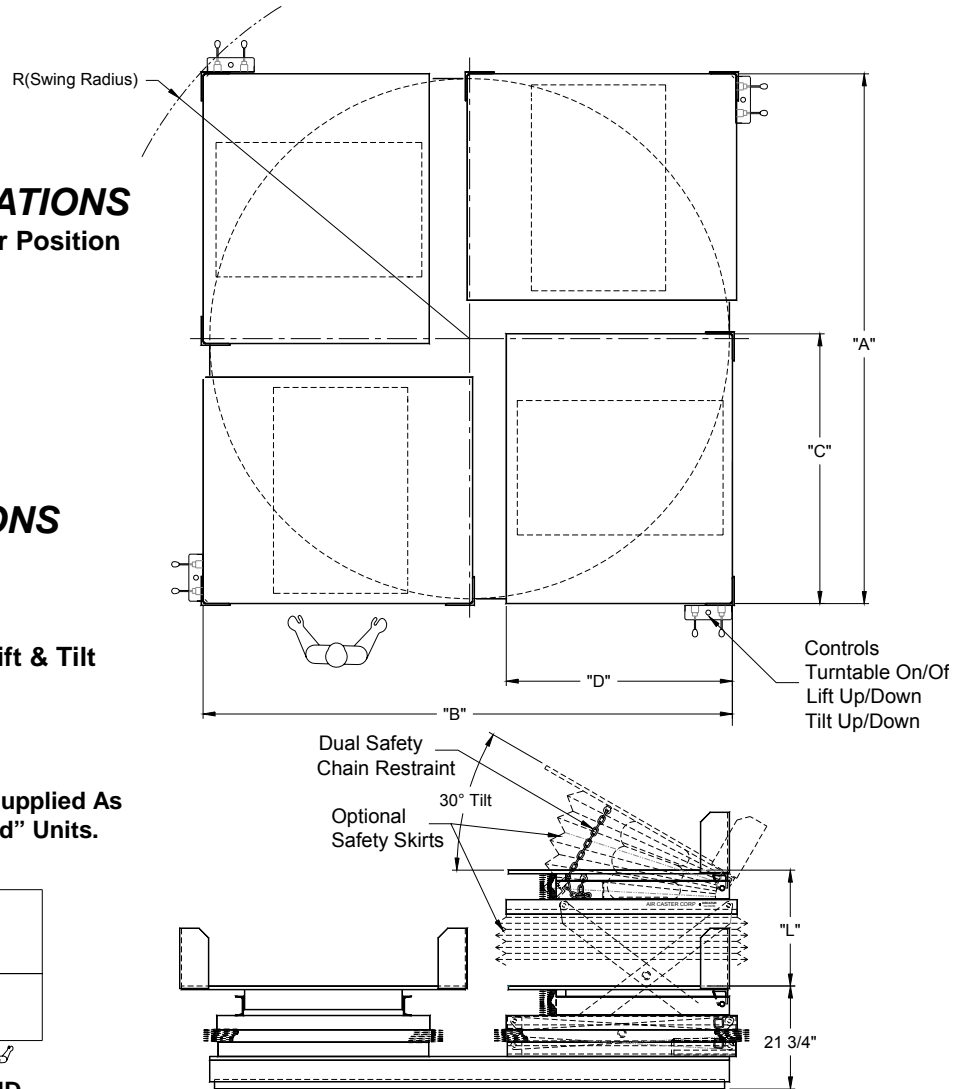
*Side To End Configuration Can Be Supplied As "Left Hand" (Shown) or "Right Hand" Units.



LEFT HAND



RIGHT HAND



MODEL NO. **	CAPACITY PER POSITION	DIMENSIONS (in.)					LIFT (in.)	WT. POUNDS
		A	B	C	D	R		
TLT42-3835-XX	2,000	76	76	38	35	53 ³ / ₄	20	5060
TLT42-5047-XX	2,000	100	100	50	47	70 ³ / ₄	24	8,850
TLT44-5047-XX	4,000	100	100	50	47	70 ³ / ₄	24	8890
TLT42-5650-XX	2,000	109	109	56	50	77 ¹ / ₈	24	9820
TLT44-5650-XX	4,000	109	109	56	50	77 ¹ / ₈	24	9860
TLT42-11050-XX	2,000	163	163	110	50	115 ¹ / ₄	24	17300
TLT44-11050-XX	4,000	163	163	110	50	115 ¹ / ₄	24	17600

** -XX COMPLETE MODEL NO. BY ADDING L.H. or R.H.
OTHER SIZES AVAILABLE. CONSULT FACTORY.